




Model SXD30M-150-500-TO8

Silicon Drift Detector (SDD)



Nuclear



Healthcare



Homeland Security & Defense



Labs and Education



Industrial and Manufacturing

KEY FEATURES

Detector System Includes:

- Silicon Drift Detector (SDD)
- Be Window (12.5 μm)
- Low noise JFET
- Peltier Cooler

PERFORMANCE

- Active Area – 45 mm^2
- Collimated Active Area – 30 mm^2
- Thickness – 0.5 mm
- Resolution <145 eV (FWHM)*
- Energy Range – 1 to 30 keV
- $\Delta T > 75\text{K}$ at 30 °C heat sink temperature

DESCRIPTION

The CANBERRA SDD using the proprietary PIPS® technology is a spectroscopy sub-system sensitive to X rays and low-energy gamma rays. It comprises a hermetically sealed silicon drift detector (SDD) element with a low noise FET assembly and a Peltier cooler. This product range is targeted to be integrated in handheld and bench top XRF systems. CANBERRA develops designs, manufactures and assembles everything in house, which has made us the partner of choice for a good number of industrial partners.

Model	Collimated Active Area (mm^2)	Collimator	PTB		Energy Resolution FWHM (eV)*	
			Typical	Max	Typical	Max
					@ Optimum Rise Time	
SXD30M-150-500-TO8	30	Multilayer	15000	>12000	135	145

*Energy resolution is given at 5.9 keV (Mn-Ka), with an ambient temperature ranging from +10 °C to +30 °C, on a digital spectroscopy system with trapezoid shaping filter. Cooled to -35 °C.

Silicon Drift Detector (SDD) (X-PIPS™) – 30 mm²

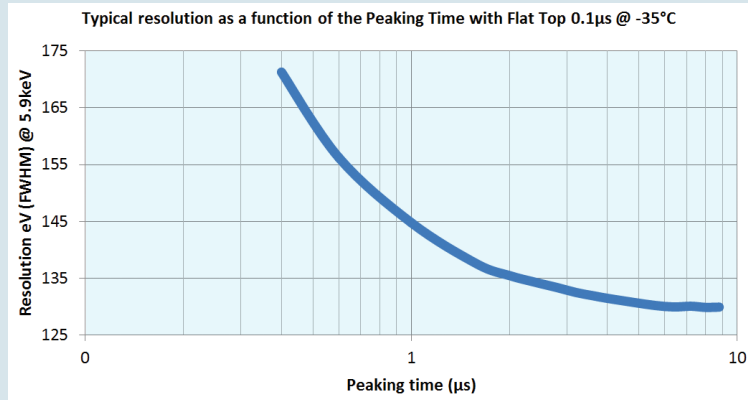


Figure 1- Typical resolution as a function of rise time at -35 °C.

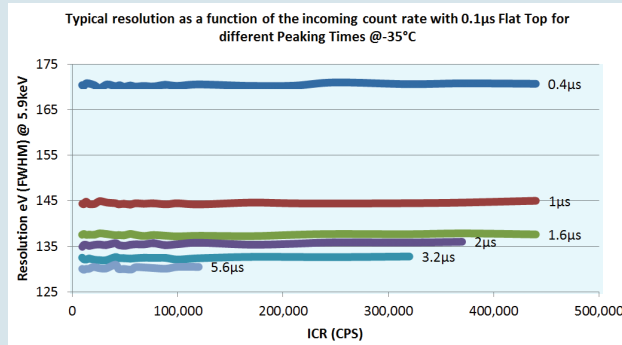


Figure 2 - Typical resolution as a function of the incoming count rate at -35 °C.

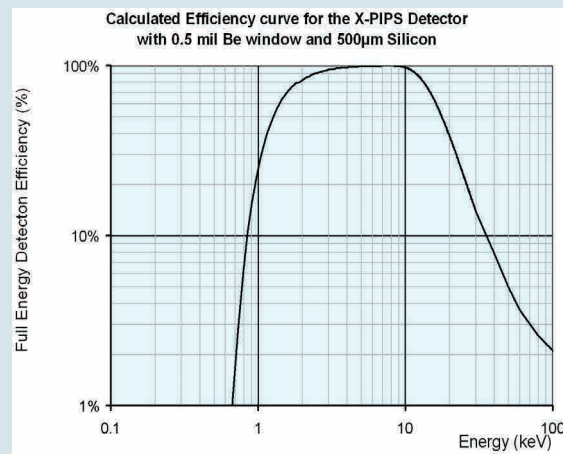


Figure 3- Calculated efficiency curve.

Silicon Drift Detector (SDD) (X-PIPS) – 30 mm²

SPECIFICATIONS

SYSTEM REQUIREMENTS

DETECTOR BIAS:

- HV: -225 V 30 μ A
- Ground: 0 V
- P+: -150 V
- LV: -60 V 30 μ A

FET:

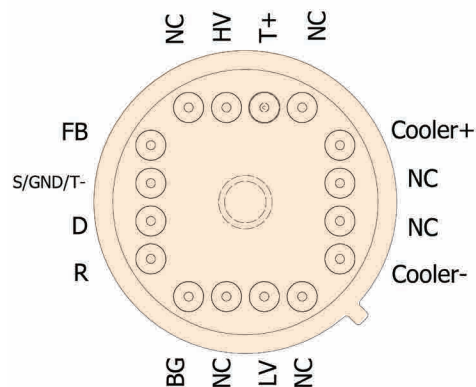
- Drain: 3.0 V 3.0 mA
- Ground: 0 V
- Backgate: -6 V <1 nA
- Reset: 1 V 0.4 μ s
- Feedback: 50 fF

TEC:

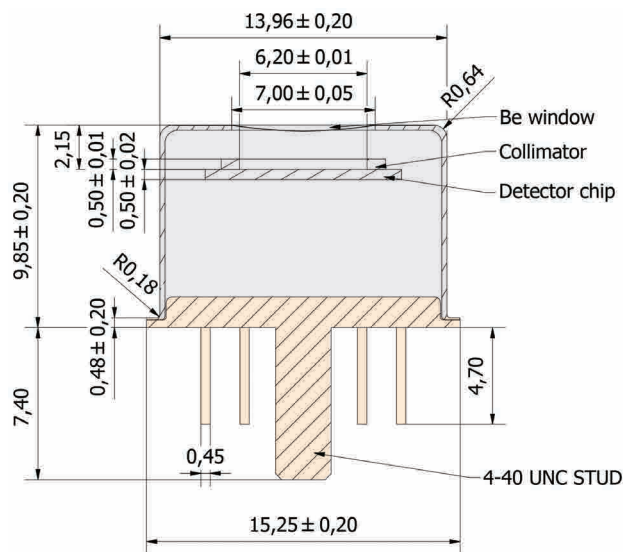
- Max voltage: 3.6 V
- Max current: 0.4 A

TEMPERATURE SENSOR:

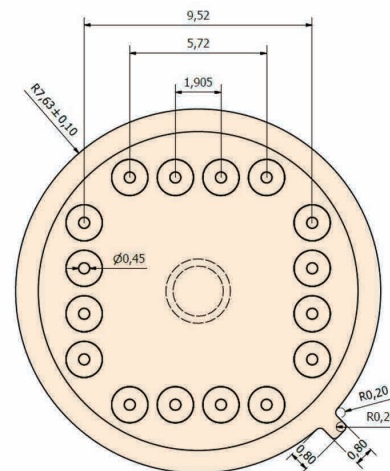
- T+: 45 μ A
- Slope: -2.183 mV/°C
- V (0 °C): 636 mV



Pin configuration (top view)



Detector geometry



Footprint (top view)

X-PIPS is a trademark of Canberra Industries, Inc.
PIPS is a registered trademark of Canberra Industries, Inc.



©2016 Mirion Technologies (Canberra), Inc. All rights reserved.

Copyright ©2016 Mirion Technologies, Inc. or its affiliates. All rights reserved. Mirion, the Mirion logo, and other trade names of Mirion products listed herein are registered trademarks or trademarks of Mirion Technologies, Inc. or its affiliates in the United States and other countries. Third party trademarks mentioned are the property of their respective owners.

CANBERRA